



8165 E Kaiser Blvd. Anaheim, CA 92808
www.lightlaboratory.com

Report No: L121911529TM30

Date: 1/7/2020



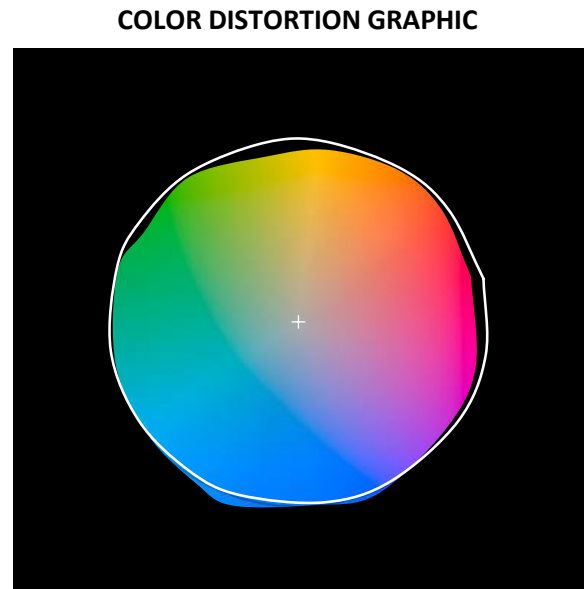
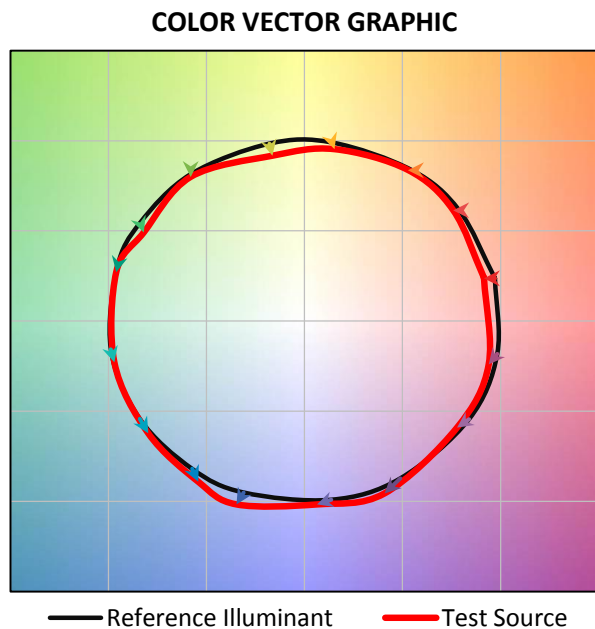
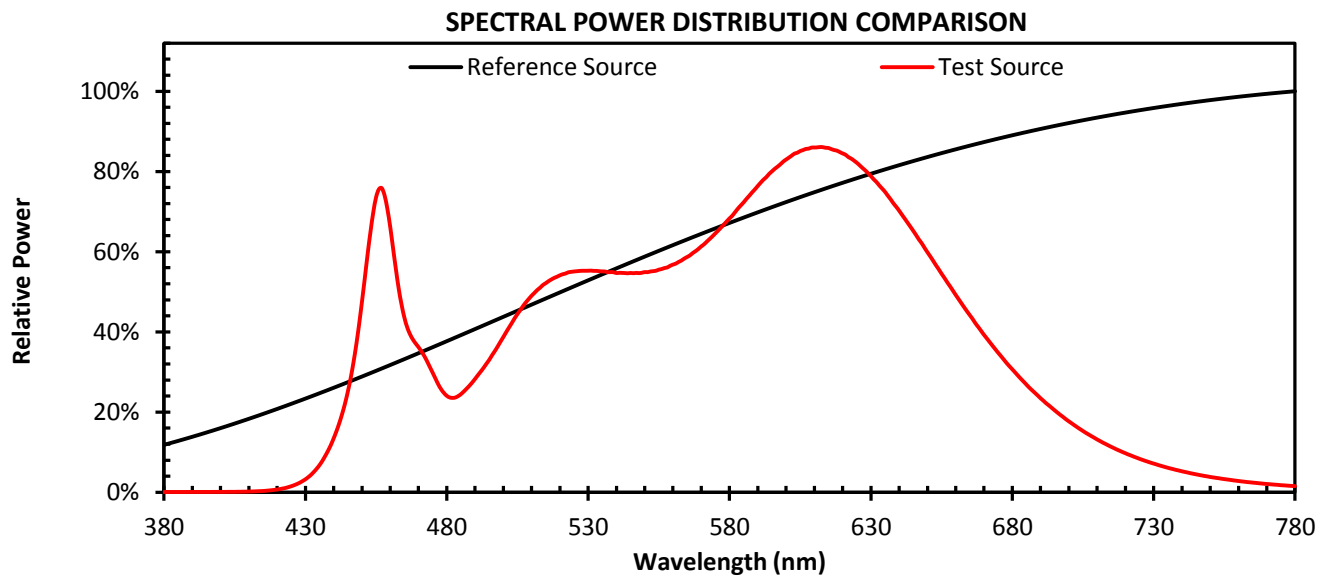
TM-30-15 REPORT

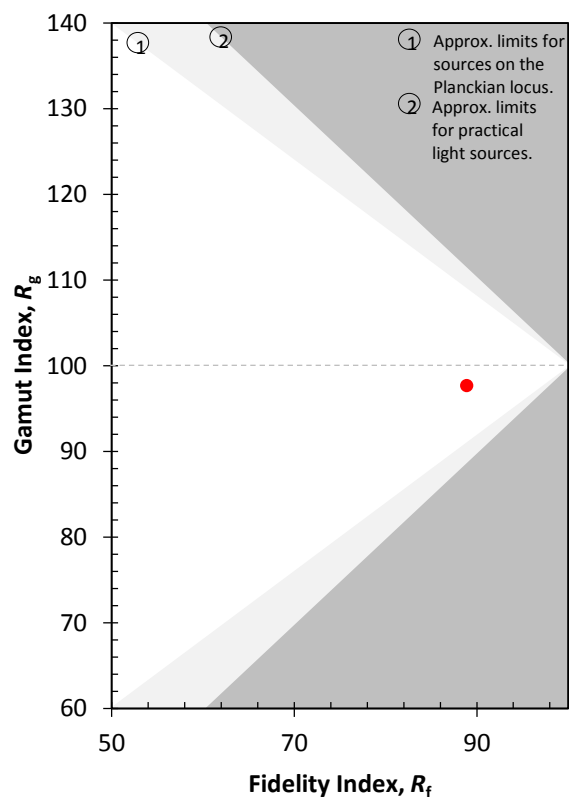
Report No:	L121911529TM30
Prepared For:	Vode Lighting 21684 8th Street East, Suite 700, Sonoma, CA 95476
Model Number:	707-Z2-48-Z-SO-359-A1-BL
Testing Lab:	Light Laboratory Inc.
Reference report No:	L121911529
Remark:	This report is based on the data from Light Laboratory Inc. report L121911529

Results Summary

Metric	Result	Notes
R_f	89	IES TM-30-15 Fidelity Index
R_g	98	IES TM-30-15 Gamut Index
CIE R_a	94	CIE Test Color Method General Index
R_9	57	CIE Test Color Method Sample Nine Score
$R_{f,skin}$	93	Average of CES15 and CES18 (skin)
CCT	3391	Correlated Color Temperature
D_{uv}	-0.0008	Distance from the blackbody locus
x	0.4106	CIE 1931 chromaticity coordinate
y	0.3914	CIE 1931 chromaticity coordinate
u	0.2389	CIE 1960 chromaticity coordinate
v	0.3415	CIE 1960 chromaticity coordinate
u'	0.2389	CIE 1976 chromaticity coordinate
v'	0.5123	CIE 1976 chromaticity coordinate

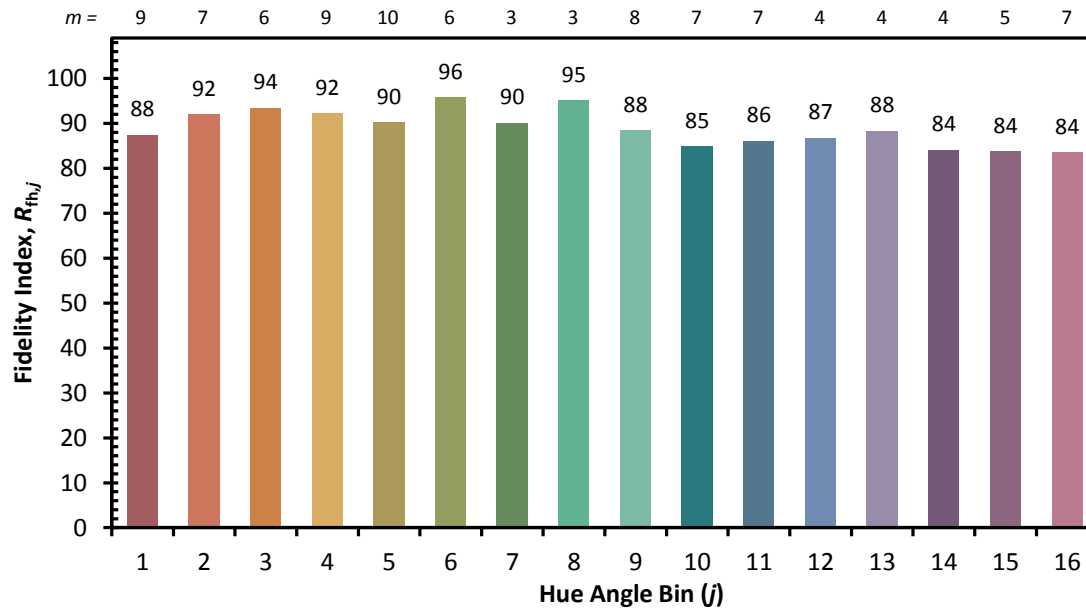
*All Results in accordance to IES TM-30-15: IES Method for Evaluating Light Source Color Rendition





Hue Bin	R_i	Graphic shifts (%)	
		Chroma	Hue
1	88	-5%	1%
2	92	-2%	2%
3	94	-1%	2%
4	92	-3%	-2%
5	90	-7%	0%
6	96	-1%	1%
7	90	-5%	3%
8	95	0%	3%
9	88	0%	7%
10	85	1%	9%
11	86	4%	7%
12	87	7%	-2%
13	88	1%	-8%
14	84	2%	-11%
15	84	-2%	-7%
16	84	-3%	-7%

Hue Angle Bin vs. Fidelity Index



Hue Angle Bin vs. Change of Chroma

